

Socket installation instructions Paso T1 and F1




1. Remove wire from socket and socket housing




2. Pull wire through socket housing




3. Pull wire through white plastic cover



4. Secure plastic cover in socket housing



5. Connect wires to terminal in socket base



6. Secure socket base in socket housing



7. Mount and fasten threaded cover part on socket housing - fasten until it locks